




CODE	DESCRIPTION	PACKAGE
1SP SP010	Infrared movement detector - IP44	4
	<p>Power supply 230V 50Hz Wall-mounted Maximum lighting load: incandescent lamps 1000W fluorescent lamps 400W Detection angle 180° Rotation angle of the detection head: horizontal 70°, vertical 35°</p> <p>Max detection distance: 12m Lighting limit adjustment: 0-1000 Lux Adjustment of deactivation delay: 5 sec-12 min Insulation class II Dimensions (LxWxH) 65 x 88 x 95</p>	
1SP SP015	Ceiling-mounted infrared movement detector - IP20	4
	<p>Power supply 230V 50Hz Ceiling-mounted Maximum lighting load: incandescent lamps 2000W fluorescent lamps 480W Detection angle 360°</p> <p>Max detection distance: 6 m Lighting limit adjustment: 5-1000 Lux Adjustment of deactivation delay: 2-15 min Insulation class II Dimensions (DxW) ø130 x 70</p>	
1SP SP020	Infrared movement detector to be recessed in false ceilings - IP20	4
	<p>Power supply 230V 50Hz Installation: recessed in false ceilings Diameter of installation hole: Ø 68mm Maximum lighting load: incandescent lamps 2000W fluorescent lamps 1000VA Detection angle 360°</p> <p>Max detection distance: 14 m Lighting limit adjustment: 5-1000 Lux Adjustment of deactivation delay: 3 sec-40 min Insulation class II Dimensions (DxW) ø86 x 76</p>	